

# *NEW* **SWIFT**



# WELCOME TO GOOD DIFFERENT

**SUZUKI. JUST STRAIGHT-UP, GREAT DRIVING.  
SINCE 1955, WE'VE BUILT CARS WITH PERSONALITY  
THAT ARE PROUDLY DIFFERENT.**

At Suzuki, we do things a little differently, by offering great tech, amazing specs, and superb value. That's why every car in our range is Hybrid\* as standard, and jam-packed with clever features. From small, fun Mild Hybrids to head-turning Full Hybrid SUVs, there's no hidden add-ons, no surprises. See? Good Different.

We also know that car ownership doesn't stop at the car – it's about having a friendly, dedicated team you can rely on when you need them. Up and down the country, we have a brilliant network of dealers here to make the difference.

Test drive a Suzuki and experience our impressive blend of performance, dependability and safety features. Ready for something a little different? Come and get behind the wheel.

**SUZUKI. GOOD DIFFERENT.**



Swift



Ignis



Vitara



S-Cross



Swace

\* Excluding Jimny. Ignis and Swift are Mild Hybrid (MHEV). Vitara and S-Cross are available as either a Full or Mild Hybrid. Swace is a Full Hybrid (HEV).



# New Swift. New Look

Our iconic Swift returns with a new look, but the same fun attitude. The compact and dynamic design makes it the perfect city hatchback, while the modern interior and suite of driver convenience features ensures a comfortable and connected experience. And with advanced safety features as standard, Swift is packed with all the tech you need to travel with confidence.



## 40 Years of Swift

When it comes to building small cars that are fun to drive and economical to run, we've got decades of experience. Everything we've learned over the years has gone into the development of the new Swift, so you get a car that's refined, optimised and ready for a new era.

## Stylish and Dynamic

Same DNA, but a transformed exterior. The Swift has a bold new look that's an evolution of its unique style heritage. With enhanced design features as standard and a range of colours to suit your personality, the new Swift is sure to get noticed.



### Front and Rear LED Lights

Clear and energy efficient, the front and rear LED lights give a sleek, modern look.



### Rear Upper Spoiler

The rear upper spoiler gives a sporty design flourish that complements the dynamic and compact hatchback styling.



### 16-inch Alloy Wheels\*

Distinctive alloys give a stylish and premium look.

\*Painted finish for Motion models and polished finish for Ultra models.



### Floating Roof Effect

Swift's lightweight but strong body design is complemented with black window pillars that create a modern floating roof effect.



## Stylish. Comfortable. Practical.

Driving should be exciting and engaging, so we've created an interior that's built around you. Premium dual-tone colour scheme, textured trims and a high-quality finish ensure you travel in comfort and style.



**Spacious Interior**  
With comfortable seating and a surprisingly spacious interior front and back, the new Swift ensures an enjoyable journey for everyone without compromising on style.



**Driver Orientated**  
A flat bottom steering wheel ensures an optimum driving position, and the central LCD display, that has been intentionally angled towards the driver, keeps you informed and connected.



**Adaptable Luggage Space**  
It may be a compact hatchback, but the Swift comes with an impressive boot space. The rear features a wide and low opening for easy loading and unloading, while the foldable, 60/40 split rear seat backs allow you to configure the space to suit your needs.



**Front Cup Holders**  
Small details make for a refreshing journey.



**USB and Accessory Sockets**  
Keep those important devices charged while you're on the move.

# Performance. Efficiency. Fun.

Experience the benefits of Mild Hybrid without the compromise. Swift's dynamic and responsive petrol engine is paired with Mild Hybrid technology to deliver impressive fuel efficiency and low CO2 emissions.

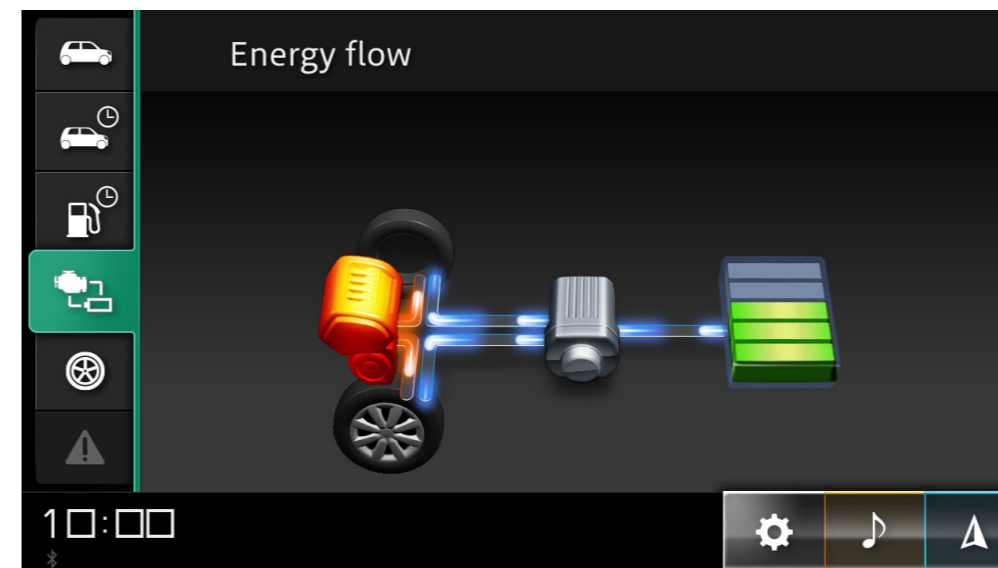


## Mild Hybrid System for Enhanced Energy Efficiency

The Swift's light, compact, Mild Hybrid system provides battery assistance, meaning a small electric motor supports the petrol engine when it needs it most, such as during acceleration or going up a hill. This all results in impressive efficiency and no compromise to the dynamic driving performance.

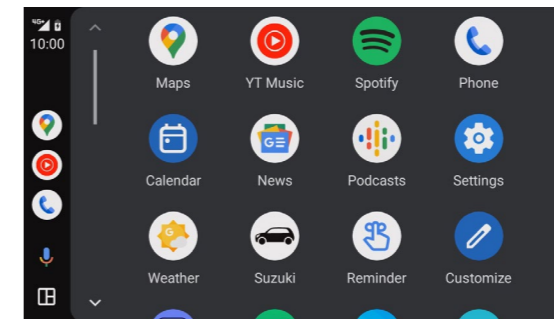
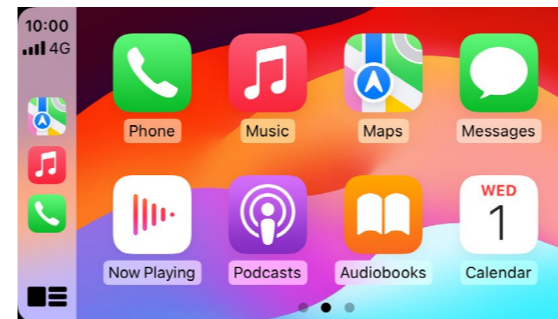
## Driving Dynamics

In addition to the Mild Hybrid efficiency, there's a choice of 5-speed manual transmission, or a continuously variable transmission (CVT) automatic option for added convenience. And with specially tuned suspension that provides excellent comfort, handling and stability, the Swift is proof that a car can be fun and efficient.



# Stay Comfortable and Connected

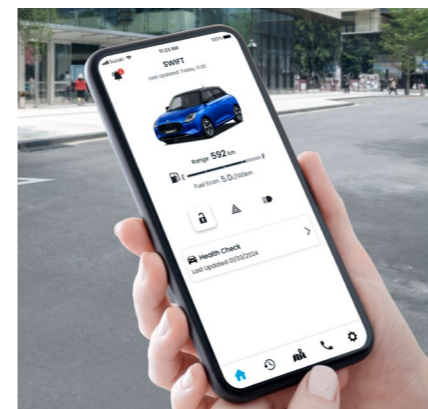
Inside Swift there are a range of clever technologies designed to keep you happy. Heated front seats and adaptive cruise control come as standard, and keyless entry and start make driving easier and more comfortable, while the 9-inch LCD media colour display keeps you connected and entertained throughout your journey.



## 9-inch Multimedia Display

The Swift display audio features the latest in digital convenience, including wireless smartphone connectivity via Apple CarPlay® and Android Auto™, voice recognition and hands-free Bluetooth® calling as standard. It also displays fuel economy, driving range, hybrid energy flow, warnings, and rear camera view. Additionally, an on-board navigation system that supports voice recognition keeps you connected at all times.

## SUZUKI connect



Seven service functions available through the Suzuki Connect app let you keep tabs on your car at all times, so you can communicate with your car like never before.



### Vehicle Status Notification

Get status notifications when you've forgotten to lock the doors or turn off headlamps/hazard lamps. The doors can be locked remotely. You can also check fuel level, cruising range and average fuel consumption from the app home page.



### Parked Car Locator

This function helps you find your car easily in large car parks such as at an airport, simply by looking at the map on your smartphone. You can also share the parking location with your family and friends straight from your smartphone.



### Driving History

Check and manage driving history data for the past 18 months, including date/time, start/end points, distance and average fuel consumption. Separate data by driver or by trip and categorise according to private or business use. You even have the option to export the data if necessary.



### Geofencing and Curfew Alert

By setting area and time parameters, you will be alerted when the car has left or entered a specific area. Curfew alert notifies you when the car has failed to return home at a set time.



### Security Notifications

Two types of security notification functions let you know if your car alarm is activated or if the engine has been started during a set time period defined by you.



### Warning Light Notification

If there's a problem with your car, a notification will be sent to your smartphone, indicating the cause and recommended actions. Contact details for roadside assistance or your local/preferred Suzuki dealer will be provided.



### Recall Notification

In the event of a service campaign or relevant recall, the information is sent as a notification to your smartphone.



# Peace of Mind as Standard

With Swift, it's safety first, second and third. Of course, driving safely is vital – but it's nice to know the car is doing everything it can to help keep you comfortable and protected. With a range of advanced safety features that constantly monitor the road and other vehicles ahead, the new Swift allows you to make every journey in confidence.



## Dual Sensor Brake Support (DSBS)

When travelling above approximately 4km/h, millimetre-wave radar and a monocular camera are employed to detect vehicles, bicycles, and pedestrians directly or diagonally ahead of the vehicle. If a collision seems possible, audio and visual warnings are issued to alert the driver. If the driver brakes with insufficient force, brake assist automatically engages to help slow the vehicle. And if the probability of a collision increases, the system automatically applies brake force to help reduce impact force and mitigate damage.



## Driver Monitoring System (DMS)

A camera is installed next to the display to monitor the driver's face and read eye opening/closing, gaze and face direction. At speeds of approximately 69km/h or more, a warning alarm will sound and an alert message will be displayed if the system detects driver's dozing off, drowsiness, or distraction.



## Reverse Parking Sensors

Ultrasonic sensors in the rear bumper detect obstacles when reversing, and warning beeps sound to indicate the obstacle's proximity.



## Intelligent Speed Control (ISC)

Combined with Adaptive Cruise Control, ISC is designed to help drivers keep to legal speed limits. ISC will reduce the vehicle speed as it drives through lower speed limits as recognised by the Traffic Sign Recognition (TSR) system.



## Blind Spot Monitor (BSM)

Lane changing at speeds above 16km/h is made safer with the addition of BSM, using millimetre-wave radar sensors in the rear bumper to detect vehicles located in or approaching the rear blind spots on either side of the vehicle. When a vehicle is detected, a warning icon appears in the door mirror on the side that the vehicle is approaching. If the driver activates the indicator on that side, the icon flashes and an audio warning sounds.



## Rear Cross Traffic Alert (RCTA)

RCTA uses millimetre-wave radar sensors, at speeds of up to 8km/h, to detect and warn of vehicles approaching from the left or right when reversing.



## Traffic Sign Recognition (TSR)

Icons of recognised signs are displayed on the information display. Speed limit icons flash on and off if the speed limit is exceeded, and an audio alert sounds if the posted speed continues to be exceeded.



## Lane Departure Warning & Prevention (LDP)

When the vehicle is travelling at speeds of approximately 59km/h or above, and is departing the lane without the driver indicating, the system alerts the driver by sounding an audio alert or vibrating the steering wheel. If necessary, steering assistance is provided to help the vehicle promptly return to the centre of the lane.



## Weaving Alert

When the vehicle is travelling at vehicle speeds of approximately 59km/h or above and is weaving from side to side within a lane, the system sounds a warning buzzer and lights an indicator on the instrument panel.



## High Beam Assist

At speeds of 40km/h or higher, high beam assist is designed to automatically switch the headlights between "High" and "Low", depending on the presence of other vehicles and also the lighting environment.



**Find your Swift**



## MOTION

**Dynamically styled, packed with driver convenience features and advanced safety assistance, Motion key features include:**

- 16-inch painted alloy wheels
- LED headlamps
- LED rear combination lamps
- LED daytime running lights
- Rear upper spoiler
- Adaptive Cruise Control
- Rear view camera
- Rear parking sensors
- Navigation
- Heated front seats
- Wireless smartphone link with Android Auto and Apple CarPlay
- Suzuki Connect connected services with 3-years free subscription
- 9-inch infotainment display
- Full colour driver info display
- Lane Keeping Assist
- Driver Monitoring System
- Dual Sensor Brake Support (AEB)
- Lane Departure Warning
- Lane Departure Prevention
- Weaving alert
- Traffic sign recognition
- Blind Spot Monitor
- Rear Cross Traffic Alert
- eCall
- Electric rear windows
- Keyless entry and start
- Rear privacy glass



## ULTRA

**In addition to all the features shown for Motion, Ultra also offers:**

- 16-inch painted → polished alloy wheels
- Rear assist grips x 2
- Automatic air conditioning
- Rear heater outlet
- Electrically folding door mirrors
- Indicator integrated in door mirror
- Satin chrome interior trims
- Painted door trim ornament
- Front seat seatbelts shoulder height adjuster

# What's your colour?

With a range of colours and dual-tone options, you can choose the perfect look to suit your personality.



Flame Orange Pearl Metallic



Pure White Pearl



Mineral Grey Metallic



Cool Yellow Metallic



Premium Silver Metallic



Super Black Pearl



Burning Red Pearl Metallic



Frontier Blue Pearl Metallic



Pure White/Mineral Grey



Cool Yellow/Mineral Grey



Burning Red/Super Black



Frontier Blue/Super Black

# ALL EQUIPMENT

CATEGORY	DESCRIPTION	MOTION	ULTRA
<b>Safety</b>	ABS with EBD and Brake Assist function	•	•
	ESP® (Electronic Stability Program)*	•	•
	Hill hold control	•	•
	Dual Sensor Brake Support	•	•
	Lane Keeping Assist	•	•
	Lane departure warning	•	•
	Lane departure prevention	•	•
	Weaving alert	•	•
	Traffic sign recognition	•	•
	Blind Spot Monitor	•	•
	Rear Cross Traffic Alert	•	•
	Intelligent Speed Control Support	•	•
	Driver Monitoring System	•	•
	Driver & front passenger airbags	•	•
	Front passenger airbag deactivation system	•	•
Side airbags (incorporated into front seats)	•	•	

CATEGORY	DESCRIPTION	MOTION	ULTRA
<b>Safety</b>	Curtain airbags	•	•
	Front 3-point ELR seatbelts with pretensioner and force limiter	•	•
	Front seat seatbelts shoulder height adjuster		•
	Rear 3-point ELR seatbelts with pretensioners & force limiters x2, 3-point ELR seatbelt for centre seat	•	•
	eCall	•	•
	LED high mounted stop lamp	•	•
	ISOFIX child seat anchorages x 2	•	•
	Child seat tether anchorages	•	•
	Childproof rear door locks	•	•
	Tyre pressure indicator	•	•
	Emergency flat tyre repair kit	•	•
	<b>Security</b>	Immobiliser	•
Remote central door locking		•	•
Deadlocks		•	•
Locking wheel nuts		•	•
Freewheeling key cylinders		•	•

\*ESP® is a registered trademark of Daimler AG.

# ALL EQUIPMENT

CATEGORY	DESCRIPTION	MOTION	ULTRA
<b>Comfort &amp; Convenience</b>	Adaptive Cruise Control	•	•
	Adaptive Cruise Control Stop & Go	CVT only	CVT only
	Rear parking camera	•	•
	Rear parking sensors	•	•
	Keyless entry and start	•	•
	Suzuki Connect	•	•
	Engine auto stop start system	•	•
	Driver seat height adjuster	•	•
	Electric front windows	•	•
	Electric rear windows	•	•
	Front cabin light	•	•
	Rear seat with 60:40 split folding	•	•
	Rear seat head restraint x 3	•	•
	Front accessory socket	•	•
	Front sun visors with vanity mirrors & ticket holders	•	•

CATEGORY	DESCRIPTION	MOTION	ULTRA
<b>Comfort &amp; Convenience</b>	Front assist grips passenger's side	•	•
	Rear assist grips x 2		•
	Power steering	•	•
	Tilt-adjustable steering wheel	•	•
	Telescopic adjustable steering wheel	•	•
	Gear shift paddles		CVT only
	Clock	•	•
	Outside temperature display	•	•
	Fuel consumption display (average/instantaneous) and range display	•	•
	Full-colour LCD info display	•	•
	Low fuel warning lamp	•	•
	Lights-on and key-in reminder	•	•
	Front map light	•	•
	Luggage area shelf & lamp	•	•
	Front & rear seatbelt reminder	•	•

# ALL EQUIPMENT

CATEGORY	DESCRIPTION	MOTION	ULTRA
<b>Heating &amp; Visibility</b>	Automatic air conditioning		•
	Manual air conditioning (with digital control panel)	•	
	Heater	•	•
	Pollen filter	•	•
	Heated driver's and front passenger's seats	•	•
	Rear heater outlet		•
	Rear fog lamps	•	•
	Front wiper, 2 speeds (low, high) with adjustable intermittent + washer	•	•
	Rear wiper, 1 speed with intermittent + washer	•	•
	Automatic headlamps	•	•
	LED projector headlamps	•	•
	Manual headlamp levelling	•	•
	High beam assist	•	•
	LED rear combination lamps	•	•
	LED position lamps	•	•
	LED number plate lamps		•
	Daytime running lights - LED (integrated in headlamps)	•	•
	Guide me home light	•	•
	Electrically adjustable, heated door mirrors	•	•
	Electrically folding door mirrors with built-in turn signal lamp		•

CATEGORY	DESCRIPTION	MOTION	ULTRA
<b>Storage</b>	3 x cup holders (x2 front, x1 rear)	•	•
	Centre lower box	•	•
	Glove box	•	•
	Passenger side seat back pocket	•	•
	Centre console box with storage	•	•
	Storage pocket with bottle holder, all doors	•	•

# ALL EQUIPMENT

CATEGORY	DESCRIPTION	MOTION	ULTRA
<b>Entertainment &amp; Communication</b>	Wireless smartphone link with Android Auto and Apple CarPlay	•	•
	Navigation system	•	•
	DAB digital radio	•	•
	9-inch infotainment display	•	•
	x 4 speakers	•	•
	x 2 tweeters	•	•
	Bluetooth integrated into audio unit	•	•
	Steering wheel mounted audio controls	•	•
	12V accessory socket	•	•
	USB (type A & type C) and AUX connectors	•	•

CATEGORY	DESCRIPTION	MOTION	ULTRA
<b>Styling</b>	16-inch alloy wheels (painted finish)	•	
	16-inch alloy wheels (polished finish)		•
	Upper front grille - black	•	•
	Lower front grille - black	•	•
	Side under spoilers	•	•
	Rear upper spoiler	•	•
	C-pillar trim moulding	•	•
	Rear privacy glass	•	•
	Green tinted windows	•	•
	3-spoke leather covered steering wheel	•	•
	Body colour exterior door handles	•	•
	Body colour exterior door mirror covers	•	•
	Black coloured A & B pillars	•	•
	Painted instrument panel ornament	•	•
	Material door trim ornament	•	
	Painted door trim ornament		•
	Fabric seat upholstery	•	•
	Chrome interior door handles	•	•
Chrome hand brake release button	•	•	

# TECHNICAL SPECIFICATIONS

	MODEL	1.2 MILD HYBRID		
	AVAILABLE MODELS	MOTION, ULTRA		
<b>Engine</b>	Type	Z12E		
	Number of cylinders	3		
	Number of valves	12		
	Piston displacement	cm <sup>3</sup>	1,197	
	Maximum output	PS (kW) / rpm	82 (61) / 5,700	
	Maximum torque	Nm (lbf) / rpm	112 (83) / 4,500	
	Fuel distribution	Multipoint injection		
	EU emission standard	Euro 6D		
<b>Transmission</b>	Type	5-speed manual 2WD	CVT	
	Gear ratio	1st	3.545	2.500 ~ 0.392
		2nd	1.905	
		3rd	1.240	
		4th	0.906	
		5th	0.697	
		6th		
	Reverse	3.273	2.895	
Final gear ratio	4.294	5.643		

	MODEL	1.2 MILD HYBRID			
	AVAILABLE MODELS	MOTION, ULTRA			
<b>Weights &amp; Dimensions</b>	Tyres	185/55R16			
	Overall length	mm	3,860		
	Overall width	mm	1,735		
	Overall height	mm	1,495		
	Wheelbase	mm	2450		
	Minimum turning circle	m	9.6		
	Ground clearance	mm	115		
	Seating capacity	Persons	5		
	Luggage capacity (seatback folded, VDA litres)		589		
	Luggage capacity (seatback raised, VDA litres)		265		
	Kerb weight inc full options	kg	949	984	
	Gross vehicle weight	kg	1,365	1,389	
	Max towing weight (braked)	kg	1,000		
Max towing weight (un-braked)	kg	400			
<b>Performance &amp; Economy</b>	Maximum speed	mph / km/h	103 / 165	106 / 170	
	0-62 mph / 0-100 km/h	seconds	12.5	11.9	
	Fuel tank capacity	litres	37		
	CO2 emissions <b>(WLTP)</b>		g/km	99	106
		Low	mpg (l/100km)	61.4 (4.6)	55.3 (5.1)
		Medium	mpg (l/100km)	70.6 (4.0)	67.2 (4.2)
		High	mpg (l/100km)	74.3 (3.8)	70.6 (4.0)
		Extra High	mpg (l/100km)	56.4 (5.0)	52.3 (5.4)
Fuel consumption <b>(WLTP)</b>	Combined	mpg (l/100km)	64.2 (4.4)	60.1 (4.7)	





For more information  
or to book a test drive, visit:  
[cars.suzuki.ie/new-cars/swift/](https://cars.suzuki.ie/new-cars/swift/)

**Fuel economy and CO<sub>2</sub> results for the Suzuki Swift range. Mpg (l/100km) (combined): 57.6 (4.9) to 64.2 (4.4). CO<sub>2</sub> emissions: 110 to 99 g/km.** Figures shown are for comparability purposes; only compare fuel consumption and CO<sub>2</sub> figures with other cars tested to the same technical procedures. These figures may not reflect real life driving results, which will depend upon a number of factors including the accessories fitted (post-registration), variations in weather, driving styles and vehicle load. Specifications and equipment vary depending on engine, transmission and model grade. Model availability varies by dealer. Please contact your local Suzuki Dealer for full details. All details correct at time of broadcast – March 2024. Vehicles shown throughout this brochure are for illustration only and may feature non-UK/ROI equipment. Suzuki GB & Ireland, Steinbeck Crescent, Snelshall West, Milton Keynes, Bucks MK4 4AE. Suzuki Customer Services 08085 011959 (UK) or 01 619 3671 (ROI). Calls may be recorded or monitored.