

THE SUZUKI

VITARA



RANGE BROCHURE



WELCOME TO GOOD DIFFERENT

SUZUKI. JUST STRAIGHT-UP, GREAT DRIVING.
SINCE 1955, WE'VE BUILT CARS WITH PERSONALITY
THAT ARE PROUDLY DIFFERENT.

Yep, we're all about doing things a little differently – by offering the latest Suzuki tech, amazing specs and great value. That's why every car in our range is hybrid* as standard and jam-packed with clever features. From small, fun mild

hybrids to advanced plug-in hybrids and head-turning SUVs with ALLGRIP 4-wheel drive**, there are no hidden add-ons and no surprises. See? Good Different.

We also know that car ownership doesn't stop at the car – it's about having a friendly, dedicated team you can rely on when you need them. Up and down the country, we have a brilliant network of dealers here to make the difference.

Test drive a Suzuki and experience our impressive blend of performance, dependability and safety features. Ready for something a little different? Come and get behind the wheel.

SUZUKI. GOOD DIFFERENT.



Vitara



S-Cross



Swift

*Swift is a mild hybrid (MHEV). Vitara and S-Cross are available as either a full or mild hybrid. **ALLGRIP is only available on selected model variants.

VITARA. GET STUCK IN.



Vitara combines unmistakable SUV styling with compact dimensions and self-charging hybrid technology – making it easy to drive and efficient to own. The latest Suzuki tech and advanced safety features come as standard, plus there's optional ALLGRIP SELECT 4WD* for even more reassurance on rugged terrain.

*ALLGRIP is only available on selected model variants.

STATEMENT

SUV STYLING

WE DON'T DO BORING – AND WE KNOW YOU DON'T EITHER. THAT'S WHY WE CRAFTED A PROPER SHOWSTOPPER WITH SERIOUS SUV STYLE.

BIG SUV ENERGY

Strong, authentic SUV styling meets genuine SUV capability.

SPORTY STYLE

With sleek lines and dynamic design features – like a sporty rear spoiler and distinctive front grille – Vitara is built to turn heads.

COMPACT PROPORTIONS

Combining a bold SUV presence with neat, compact dimensions, Vitara is a dream to drive – from narrow city streets to winding country roads.



THE TECH YOU NEED AS STANDARD

VITARA IS SERIOUSLY SPEC'D WITH A RANGE OF DIGITAL TECH AND DRIVER ASSISTANCE FEATURES – ALL OF WHICH COME AS STANDARD – TO MAKE EVERY DRIVE EASIER, SAFER AND MORE CONNECTED.

9-INCH MULTIMEDIA DISPLAY

Stay connected and entertained every mile of the way through the large, full-colour touchscreen display.

WIRELESS SMARTPHONE LINK

Made a new driving playlist? Need to make a call? Stay safely connected to your phone with wireless Apple CarPlay® or Android Auto™*.

SUZUKI CONNECT

Ready to take your experience up a gear? Download the Suzuki Connect App to lock your doors from anywhere, check your driving stats and get service alerts – plus much more!

INTEGRATED NAVIGATION

Get turn-by-turn directions and live traffic updates with the built-in navigation system. Or, if you prefer, connect your smartphone to access your favourite navigation app.

KEYLESS ENTRY AND START

Keys buried in your pocket or bag? You can unlock and drive away without digging them out, as long as they're on you somewhere.

REAR PARKING SENSORS

Helping you park like a pro, the rear sensors will alert you when you're close to an obstacle. And if you opt for the Ultra model, you'll get front sensors too!

ADAPTIVE CRUISE CONTROL

Sensors monitor the distance to the vehicle ahead, automatically accelerating or slowing your speed as needed to maintain a safe gap. When the road clears, the system will return to the set cruise speed. Perfect for motorway driving, it ensures a smoother, safer drive and can help reduce driver fatigue on longer journeys.

*Apple, Apple CarPlay and iPhone are all trademarks of Apple Inc. Registered in the U.S. and other countries. Android and Android Auto are trademarks of Google LLC.

YOU'RE IN
SAFE
HANDS



SAFETY SHOULD NEVER BE AN AFTERTHOUGHT. SO VITARA COMES WITH A RANGE OF ADVANCED SAFETY FEATURES AS STANDARD – FOR PEACE OF MIND ON EVERY DRIVE

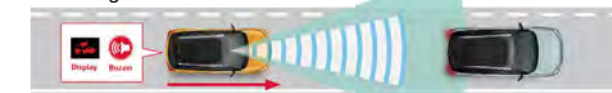
SUZUKI SAFETY SUPPORT*

Vitara uses several advanced cameras and laser sensors to monitor the driver, the road ahead, and other vehicles or pedestrians. The following safety features are included as standard on all Vitara models.

DUAL SENSOR BRAKE SUPPORT (AUTOMATIC EMERGENCY BRAKING)

Sensors are used to detect potential collisions with other vehicles or people, directly or diagonally ahead of the vehicle. If a risk is detected, the car will respond in one of three ways, depending on the situation:

1. Warning



Alerts the driver with an audio warning and visual warning

2. Brake assist



Deploys brake assist to increase braking force if the risk of collision is high and the driver panic brakes

3. Automatic brake



Applies strong automatic braking if the risk of collision increases even more

Dual Sensor Brake Support Detection Capabilities:



BLIND SPOT MONITOR

Two rear radar sensors help make it safer by detecting vehicles in or approaching your blind spots. If a vehicle is detected, an LED lights up on the relevant side mirror. And if you indicate to change lanes, you'll hear a warning sound too.

LANE KEEP ASSIST

When Adaptive Cruise Control is activated, this handy tech predicts your vehicle's path and alerts you if you drift. It gives visual warnings on the display and vibrates your steering wheel to grab attention.

LANE DEPARTURE PREVENTION

A camera in the windshield detects the lane you're driving in. If the car starts drifting out of the lane without you indicating, it automatically helps steer you back into place using the electric power steering system.

TRAFFIC SIGN RECOGNITION

This system uses a camera to spot road signs, like speed limits and no-passing zones, displaying them on the centre console to remind you. When the cruise control speed limiter is engaged, vehicle speed is regulated to help you stay within the posted limit.

REAR CROSS TRAFFIC ALERT

Two rear radar sensors will alert you to approaching vehicles using visual and audio warnings. This is especially handy when backing out of parking spaces with limited visibility.

DRIVER MONITORING SYSTEM

A safety system that checks for signs of driver fatigue, using a built-in camera to detect when you might need a friendly reminder to stay alert or take a break.

INTELLIGENT SPEED ASSISTANCE

This feature helps you stay within the speed limit by using GPS data and Traffic Sign Recognition. It identifies the speed limit and warns you if you're going too fast.

HIGH BEAM ASSIST

Your headlights will automatically switch between 'high' and 'low' beams based on oncoming traffic and the area's lighting.

ECALL

On-board sensors will detect a crash and the eCall system will alert the emergency services with a phone message that contains the precise location of your vehicle.

*There is a limit to the ability of all safety features to detect obstacles, lanes and traffic signs, depending on road, traffic and weather conditions. Please do not rely on these systems alone to ensure safety, drivers must always be responsible for ensuring their own safe driving. For further information about the details and limitations of safety features, please speak with your local Suzuki dealer or refer to the owner's handbook.


**POWERED TO
PERFORM**



EFFICIENTLY DESIGNED.

Vitara packs a punch with its responsive petrol engine and choice of hybrid technology – combining a dynamic driving experience with impressive fuel efficiency and low CO₂ emissions. The compact and lightweight SUV

design makes it super easy to handle, while the elevated driving position and high ground clearance provide great visibility and added confidence behind the wheel.



MILD HYBRID



FULL HYBRID

YOUR CHOICE OF HYBRID TECH

Vitara is available with either mild or full hybrid technology – but what's the difference? Our Mild Hybrid system provides battery assistance, featuring a lightweight electric motor that supports the petrol engine when it's needed

most – like during acceleration or driving uphill. The Full Hybrid system, on the other hand, provides dual power. It can seamlessly switch between the petrol engine and electric motor or combine them both to drive the wheels.

TAKE IT ON WITH ALLGRIP

FOR WHEREVER THE ROAD TAKES YOU.

Rain or snow, our unique ALLGRIP 4-Wheel Drive system* is designed to adapt to pretty much anywhere.

The lightweight system, with selectable driving modes, lets you truly take control of the road so you can drive with peace of mind, no matter the driving conditions.

*ALLGRIP is only available on selected model variants




TAKE A RIDE ON THE COMFY SIDE

LOOKING FOR SPACE? VITARA HAS PLENTY.

True to its statement SUV exterior, Vitara offers a spacious interior with loads of leg and headroom for you and your passengers. There are plenty of practical features for added comfort too – from climate control air conditioning to a panoramic sunroof*. The roomy boot also offers an impressive amount of space, so you can easily pack for any adventure.

*Available on Ultra models only.



FIND YOUR VITARA

Choose from two models in the Vitara range – both with authentic SUV style and advanced tech as standard.



MOTION

The Motion is packed with:

- LED headlights
- 17-inch painted alloy wheels
- Silver roof rails
- Rear upper & side spoilers
- Dual Sensor Brake Support
- Lane Departure Warning & Prevention
- Blind Spot Monitor
- Traffic Sign Recognition
- Rear Cross Traffic Alert
- Adaptive Cruise Control
- Lane Keep Assist
- Driver Monitoring System
- Acoustic Vehicle Alerting System (Full Hybrid models)
- Intelligent Speed Control
- eCall
- 9-inch multimedia display
- Wireless smartphone link with Android Auto and Apple CarPlay
- Rear parking camera
- Climate control A/C
- Satellite navigation
- Keyless entry with start button
- Rear parking sensors
- Suzuki Connect connected services (with 3-years free subscription)
- High Beam Assist



ULTRA

After even more tech and spec?

Meet the Ultra – offering all the same features as Motion, plus:

- 17-inch polished alloy wheels
- Panoramic sunroof
- Suede seat fabric
- Front parking sensors
- Electric folding door mirrors with built-in indicator
- Overhead storage console

SELECT YOUR SHADE

Check out our range of stylish single and dual-tone colours – and choose the shade to suit you.



SINGLE TONE COLOURS



Cosmic Black Pearl Metallic



Silky Silver Metallic



Titan Dark Grey Pearl Metallic



White

DUAL-TONE COLOURS



Bright Red/Cosmic Black Pearl Metallic



Ice Greyish Blue Metallic/Cosmic Black Pearl Metallic



Savanna Ivory Metallic/Cosmic Black Pearl Metallic



Solar Yellow Pearl Metallic/Cosmic Black Pearl Metallic



Sphere Blue Pearl Metallic/Cosmic Black

EQUIPMENT



CATEGORY	DESCRIPTION	MOTION	ULTRA
Safety	ALLGRIP 4-mode 4-wheel Drive system		ALLGRIP models
	ABS with EBD and Brake Assist function	•	•
	ESP® (Electronic Stability Program)*	•	•
	Hill hold control	•	•
	Driver & front passenger airbags	•	•
	Front passenger airbag deactivation system	•	•
	Side airbags (incorporated into front seats)	•	•
	Curtain Airbags	•	•
	Front: 3-point ELR seatbelts with pretensioner, force limiter and shoulder height adjust	•	•
	Rear: 3-point ELR seatbelts with pretensioner and force limiter (side)	•	•
	ISOFIX child seat anchorages x 2	•	•
	Child seat tether anchorages x 3	•	•
	Childproof rear door locks	•	•
	Side impact protection beams	•	•
	Tyre pressure monitoring system	•	•
	High mounted stop lamp	•	•
	Emergency Stop Signal	•	•

*ESP® is a registered trademark of Daimler AG.

CATEGORY	DESCRIPTION	MOTION	ULTRA
Safety	Dual Sensor Brake Support	•	•
	Lane Departure Warning	•	•
	Lane Departure Prevention	•	•
	Vehicle sway warning	•	•
	Blind Spot Monitor	•	•
	Rear Cross Traffic Alert	•	•
	Lane Keep Assist	•	•
	Hill Descent Control		ALLGRIP models
	Traffic Sign Recognition	•	•
	Driver Monitoring System	•	•
	Acoustic Vehicle Alerting System	Full Hybrid models	Full Hybrid models
	Intelligent Speed Control	•	•
Security	eCall	•	•
	Emergency flat tyre repair kit	•	•

CATEGORY	DESCRIPTION	MOTION	ULTRA
Security	Immobiliser	•	•
	Security alarm	•	•
	Remote central door locking	•	•
	Deadlocks	•	•
	Freewheeling key cylinders	•	•
	Locking wheel nuts	•	•

EQUIPMENT



CATEGORY	DESCRIPTION	MOTION	ULTRA
Comfort & Convenience	Engine auto stop start system	•	•
	Keyless entry and start	•	•
	Front parking distance sensors		•
	Rear parking distance sensors	•	•
	Rear parking camera	•	•
	Lights-on and key-in reminder	•	•
	Door ajar warning lamp	•	•
	Engine oil change reminder	•	•
	Front & rear seatbelt reminder	•	•
	Low fuel warning lamp	•	•
	Cruise control with speed limiter	•	•
	Adaptive Cruise Control	Mild Hybrid models	Mild Hybrid models
	Adaptive Cruise Control with full stop and go	Full Hybrid models	Full Hybrid models
	Suzuki Connect connected services (3-year free of charge subscription)	•	•
	3-spoke leather covered steering wheel	•	•
	Telescopic adjustable steering wheel	•	•
	Tilt-adjustable steering wheel	•	•
	Gear shift paddles	Full Hybrid models	Full Hybrid models
	Tachometer	•	•

CATEGORY	DESCRIPTION	MOTION	ULTRA
Comfort & Convenience	4.2-inch colour LCD multi-information display	•	•
	Electric front windows	•	•
	Electric rear windows	•	•
	Front map light	•	•
	Glovebox light	•	•
	Centre cabin light	•	•
	Front footwell & centre lower console box lights	•	•
	Luggage area lamp	•	•
	Front sun visors with vanity mirrors & ticket holders	•	•
	Front vanity mirrors illumination	•	•
	Passenger's side assist grips	•	•
	Rear assist grips x 2	•	•
	12V accessory socket (luggage area)	•	•
	12V accessory socket (centre lower box)	•	•
	Front centre armrest	•	•
	Foot rest (driver's side)	•	•
	Fabric seat upholstery with white stitches	•	
	Suede seat upholstery		•

EQUIPMENT

CATEGORY	DESCRIPTION	MOTION	ULTRA
Heating & Visibility	Double sliding panoramic sunroof		•
	Automatic air conditioning	•	•
	Heater	•	•
	Pollen filter	•	•
	LED projector headlamps (low & high beam)	•	•
	Manual headlamp levelling	•	•
	Daytime running lights - LED	•	•
	Rear fog lamps	•	•
	LED rear combination lamps	•	•
	Automatic headlamps	•	•
	High beam assist	•	•
	Front wiper, 2 speeds (low, high) with adjustable intermittent + washer	•	•
	Rear wiper, 1 speed with intermittent + washer	•	•
	Rain sensing front wipers	•	•
	Electrically adjustable door mirrors	•	•
	Heated door mirrors	•	•
	Electrically folding door mirrors with built-in turn signal lamp		•
	Automatic dimming rear view mirror	•	•
	Rear window demister	•	•



CATEGORY	DESCRIPTION	MOTION	ULTRA
Storage	2 x cup holders (front)	•	•
	2 x front door and 2 x rear door bottle holders	•	•
	Overhead console		•
	Rear seat with 60:40 split folding	•	•
	Luggage area cover	•	•
	Removable double luggage room floor	•	•

CATEGORY	DESCRIPTION	MOTION	ULTRA
Entertainment & Communication	9-inch centre media display screen	•	•
	DAB digital radio	•	•
	Bluetooth integrated into audio unit	•	•
	USB connector	•	•
	Navigation system	•	•
	Wireless smartphone link with Android Auto and Apple CarPlay	•	•
	4 x speakers	•	•
	2 x tweeters		•
	Steering wheel mounted audio controls	•	•

EQUIPMENT

CATEGORY	DESCRIPTION	MOTION	ULTRA
Styling	17-inch alloy wheels (painted finish)	•	
	17-inch alloy wheels (polished finish)		•
	Rear upper spoiler and side spoilers	•	•
	Coloured instrument panel ornament	•	
	Film instrument panel ornament		•
	Chrome dashboard trim rings	•	•
	Shift knob, black with silver accent	•	•
	Chrome hand brake release button	•	•
	Body colour exterior door handles	•	•
	Body colour exterior door mirrors	•	•
	Green tinted windows	•	•
	Fabric door trim insert, front	•	
	Suede door trim insert, front		•
	Silver door trim ornament	•	•
	Chrome interior door handles	•	•
	Rear Privacy Glass	•	•
	Front grille – black and chrome	•	•
	Chrome lower front bumper trim	•	•
	Wheel arch extensions with side skirts	•	•
	Roof rails	•	•



TECHNICAL SPECIFICATIONS

	MODEL		1.4 BOOSTERJET MILD HYBRID	1.4 BOOSTERJET MILD HYBRID ALLGRIP	1.5 FULL HYBRID	1.5 FULL HYBRID ALLGRIP
Engine	Type		K14D BOOSTERJET		K15C	
	Number of cylinders		4		4	
	Number of valves		16		16	
	Piston displacement	cm³	1,373		1,462	
	Maximum output	PS (kW) / rpm	129 (95) / 5,500		102 (75) / 6,000	
	Maximum torque	Nm (lbft) / rpm	235 (173) / 2,000-3,000		138 (101) / 4,400	
	Fuel distribution		Direct injection		Multipoint injection	
	EU emission standard		Euro 6e		Euro 6e	
Electric Motor	Type		WA06B ISG		MGU	
	System		Synchronous motor		Motor generator Unit	
	Maximum output	kW / rpm	10 / 3,000		24.6	
	Maximum torque	Nm / rpm	53 / 500		60	
Transmission			6-speed manual	6-speed manual 4x4	6-speed AGS	6-speed AGS 4x4
	Gear ratio	1st	3.615		3.846	
		2nd	1.955		2.238	
		3rd	1.207		1.540	
		4th	0.886		1.170	
		5th	0.738		0.868	
		6th	0.644		0.660	
		Reverse	3.481		3.769	
	Final gear ratio		4.059		4.688	

	MODEL			1.4 BOOSTERJET MILD HYBRID		1.4 BOOSTERJET MILD HYBRID ALLGRIP		1.5 FULL HYBRID		1.5 FULL HYBRID ALLGRIP	
Weights & Dimensions	Tyres			215/55 R17				215/55 R17			
	Overall length		mm	4,185				4,185			
	Overall width		mm	1,775				1,775			
	Overall height		mm	1,600 (Motion) / 1,595 (Ultra)				1,600 (Motion) / 1,595 (Ultra)			
	Wheelbase		mm	2,500				2,500			
	Minimum turning circle		m	10.4				10.4			
	Ground clearance		mm	175				175			
	Seating capacity		Persons	5				5			
	Luggage capacity (seatback folded, VDA)		Litres	642				642			
	Luggage capacity (seatback raised, VDA)		Litres	362				289			
	Kerb weight inc full options		kg	1,227		1,290		1,277		1,347	
	Gross vehicle weight		kg	1,650		1,720		1,700		1,770	
	Max towing weight (braked)		kg	1,500				1,200			
	Max towing weight (un-braked)		kg	600				400			
Performance & Economy	Maximum speed		mph / km/h	121 / 195				108 / 175			
	0-62 mph / 0-100 km/h		seconds	9.5		10.2		12.7		13.5	
	Fuel tank capacity		litres	47				47			
				Motion	Ultra	Ultra	Motion	Ultra	Ultra		
	CO ₂ emissions	(WLTP)	g/km	119	120	128	113	114	127		
	Fuel consumption (WLTP)	Low	mpg (l/100km)	47.8 (5.9)	47.0 (6.0)	44.8 (6.3)	57.6 (4.9)	57.6 (4.9)	50.4 (5.6)		
		Medium	mpg (l/100km)	61.4 (4.6)	60.1 (4.7)	55.3 (5.1)	62.7 (4.5)	62.7 (4.5)	54.3 (5.2)		
		High	mpg (l/100km)	64.2 (4.4)	62.7 (4.5)	60.1 (4.7)	64.2 (4.4)	64.2 (4.4)	57.6 (4.9)		
		Extra High	mpg (l/100km)	50.4 (5.6)	49.5 (5.7)	48.7 (5.8)	47.8 (5.9)	47.0 (6.0)	43.4 (6.5)		
		Combined	mpg (l/100km)	53.2 (5.3)	53.2 (5.3)	52.3 (5.4)	56.4 (5.0)	56.4 (5.0)	50.4 (5.6)		



**For more information or
to take Vitara for a test drive,
visit: cars.suzuki.ie/vitara**

Fuel economy and CO₂ results for the Suzuki Vitara range. L/100km (combined): 5.6 to 5.0. CO₂ emissions: 128 to 113 g/km. Figures shown are for comparability purposes; only compare fuel consumption and CO₂ figures with other cars tested to the same technical procedures. These figures may not reflect real life driving results, which will depend upon a number of factors including the accessories fitted (post-registration), variations in weather, driving styles and vehicle load. Specifications and equipment vary depending on engine, transmission and model grade. Please contact your local Suzuki Dealer for full details. All details correct at time of publication – April 2025. Vehicles shown throughout this brochure are for illustration only and may feature non- UK/ROI equipment. Suzuki GB PLC, Steinbeck Crescent, Snelshall West, Milton Keynes, Bucks MK4 4AE. Suzuki Customer Services 08085 011959 (UK) or 01 619 3671 (ROI). Calls may be recorded or monitored.